


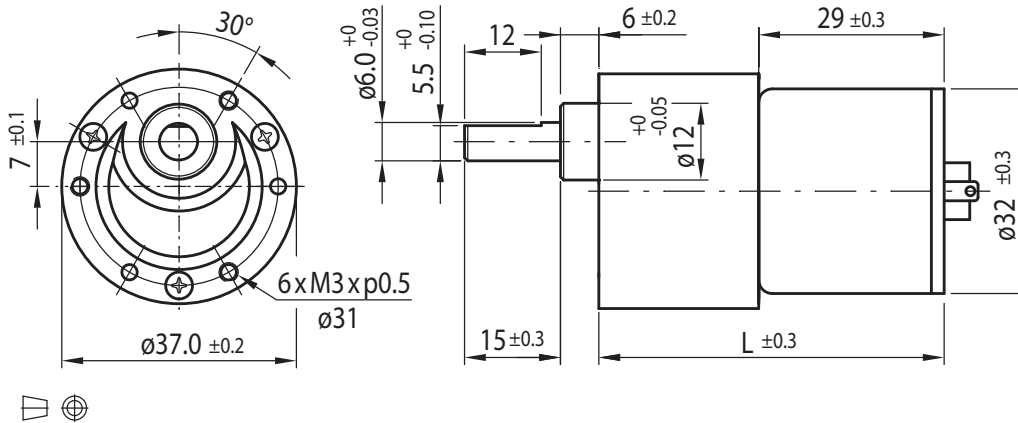
DC Motor Spur Gearbox Type ST37-DC32.29



Gearmotor

| Gear Ratio | | 10 | 18 | 30 | 50 | 60 | 75 | 90 | 100 | 120 | 150 | 180 | 200 | 250 | 300 | 500 | 600 | 750 | 1000 | 1500 | 3000 |
|---------------|----------------------------------|------|------|------|------|------|------|------|------|------|------|------|------|------|------|------|------|------|------|------|------|
| 12V | Rated Torque (Ncm) | 5 | 8 | 13 | 20 | 24 | 29 | 35 | 39 | 42 | 53 | 60 | 60 | 60 | 60 | 60 | 60 | 60 | 60 | 60 | 60 |
| | Rated Speed (min ⁻¹) | 490 | 270 | 168 | 100 | 84 | 67 | 57 | 51 | 43 | 34 | 29 | 26 | 22 | 19 | 11 | 10 | 8 | 6 | 4 | 2 |
| 24V | Rated Torque (Ncm) | 5 | 8 | 14 | 20 | 24 | 30 | 36 | 40 | 44 | 54 | 60 | 60 | 60 | 60 | 60 | 60 | 60 | 60 | 60 | 60 |
| | Rated Speed (min ⁻¹) | 480 | 250 | 160 | 98 | 83 | 65 | 56 | 50 | 42 | 33 | 29 | 26 | 22 | 19 | 11 | 9 | 8 | 6 | 4 | 2 |
| Length L (mm) | | 48.5 | 51.0 | 51.0 | 53.5 | 53.5 | 53.5 | 53.5 | 53.5 | 56.0 | 56.0 | 56.0 | 56.0 | 56.0 | 56.0 | 58.5 | 58.5 | 58.5 | 58.5 | 61.0 | 61.0 |

Rel. Humidity: 20 to 85% | Ambient Temp.: -10 to +60°C | Net Weight max. 195 g

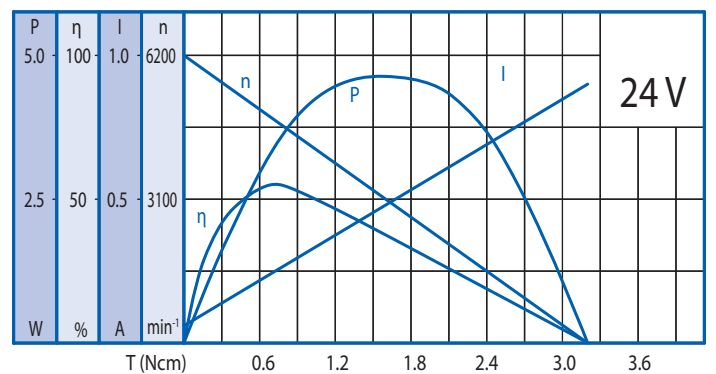
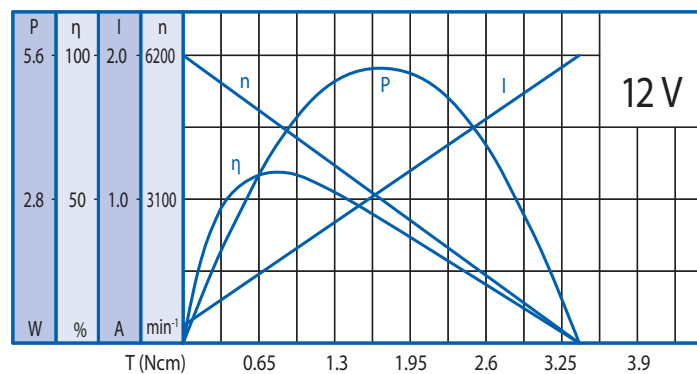


Options

| |
|-----------------|
| Encoder |
| Rear Shaft |
| EMC Filter |
| Leads |
| Connector |
| Special Shaft |
| Special Voltage |

Motor

| Rated Voltage (V) | Rated Torque (Ncm) | Rated Speed (min ⁻¹) | Rated Current (mA) | No Load Speed (min ⁻¹) | No Load Current (mA) | Rated Power (W) |
|-------------------|--------------------|----------------------------------|--------------------|------------------------------------|----------------------|-----------------|
| 12 | 0.6 | 5100 | ≤470 | 6200 | ≤120 | 3.14 |
| 24 | 0.62 | 5000 | ≤210 | 6200 | ≤60 | 3.17 |



Gearbox

| Gear Ratio | 10 | 18 | 30 | 50 | 60 | 75 | 90 | 100 | 120 | 150 | 180 | 200 | 250 | 300 | 500 | 600 | 750 | 1000 | 1500 | 3000 |
|-------------------------|----|----|----|----|----|-----|-----|-----|-----|-----|-----|-----|-----|-----|-----|-----|-----|------|------|------|
| Max. Rated Torque (Ncm) | 10 | 10 | 20 | 30 | 30 | 40 | 40 | 60 | 60 | 60 | 60 | 60 | 60 | 60 | 60 | 60 | 60 | 60 | 60 | 60 |
| Max. Peak Torque (Ncm) | 30 | 30 | 60 | 90 | 90 | 120 | 120 | 180 | 180 | 180 | 180 | 180 | 180 | 180 | 180 | 180 | 180 | 180 | 180 | 180 |

Radial Load (FR): 10N (10mm from face mounting) | Axial Load (FA): 7N