


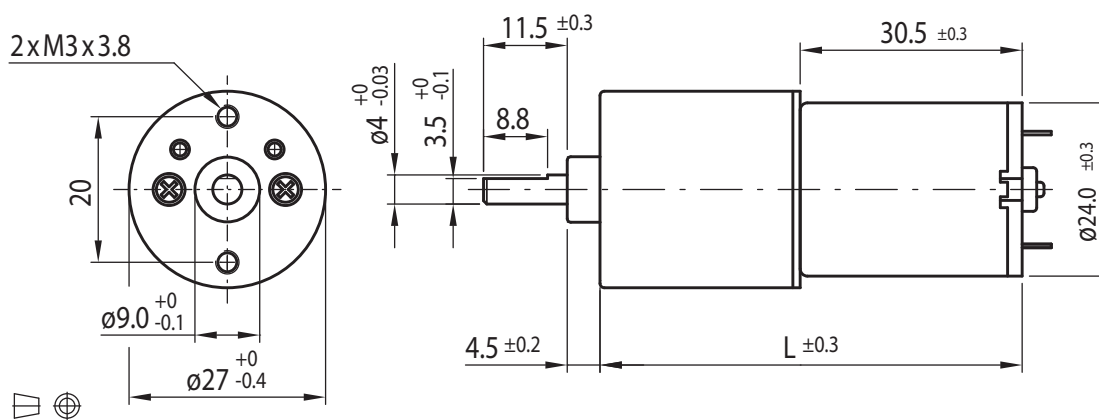
DC Motor Spur Gearbox Type SZ27C-DC24.31



Gearmotor

Gear Ratio	10	20	42	54	87	112	181	232	376	484	784	1009
12V	Rated Torque (Ncm)	1.5	2.8	5.4	6.9	10	12	16	16	20	20	25
	Rated Speed (min ⁻¹)	375	180	86	67	41	32	20	17	11	8	5
24V	Rated Torque (Ncm)	1.6	3.1	5.9	7.5	11	12	16	16	20	20	25
	Rated Speed (min ⁻¹)	365	175	84	65	40	32	21	17	11	9	5
Length L (mm)		46.15	46.15	50.90	50.90	50.90	50.90	55.65	55.65	55.65	55.65	58.10

Rel. Humidity: 20 to 85% | Ambient Temp.: -10 to +60°C | Net Weight max. 86g

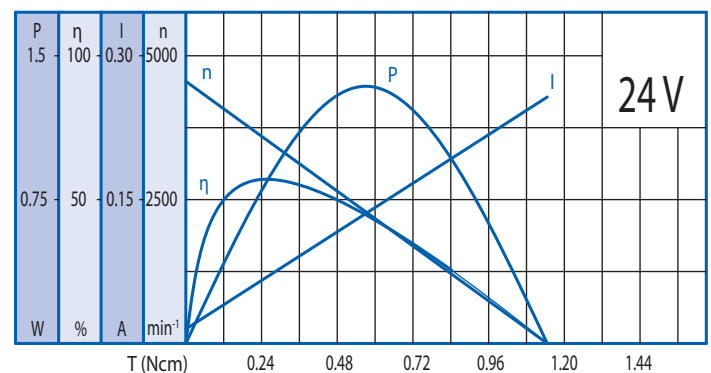
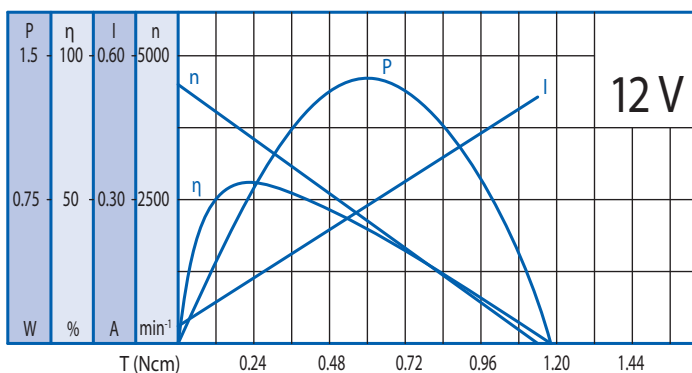


Options

Encoder
Rear Shaft
EMC Filter
Leads
Connector
Special Shaft
Special Voltage

Motor

Rated Voltage (V)	Rated Torque (Ncm)	Rated Speed (min ⁻¹)	Rated Current (mA)	No Load Speed (min ⁻¹)	No Load Current (mA)	Rated Power (W)
12	0.22	3600	≤ 130	4500	≤ 50	0.81
24	0.24	3500	≤ 70	4500	≤ 35	0.86



Gearbox

Gear Ratio	10	20	42	54	87	112	181	232	376	484	784	1009
Max. Rated Torque (Ncm)	5	6	10	10	12	12	16	16	20	20	25	25
Max. Peak Torque (Ncm)	15	18	30	30	36	36	48	48	60	60	75	75

Radial Load (FR): 5 N (10mm from face mounting) | Axial Load (FA): 4N