


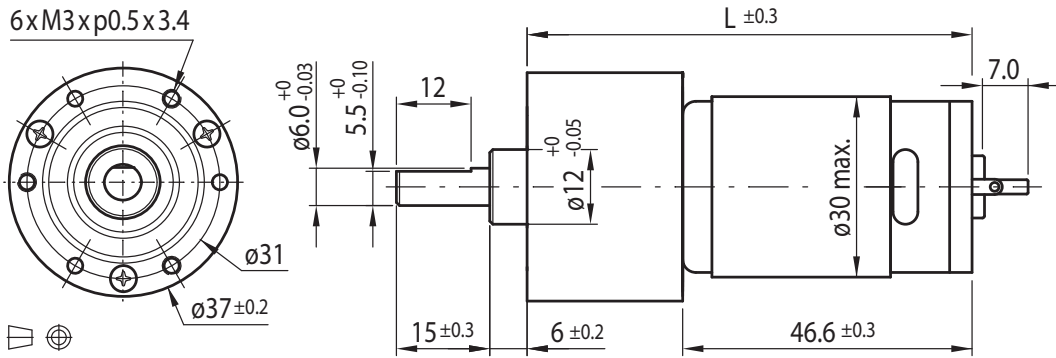
DC Motor Spur Gearbox Type SZ37-DC30.47



Gearmotor

Gear Ratio		6	16	21	31	56	75	104	125	156	188	219	250	312	469	625	750	938	1875	3750	5625
12V	Rated Torque (Ncm)	5.6	12.5	17	23	40	49	50	60	60	60	60	60	60	60	60	60	60	60	60	60
	Rated Speed (min ⁻¹)	952	381	286	191	106	79	58	47	38	32	27	24	19	13	10	8	6	3	2	1
24V	Rated Torque (Ncm)	6.6	15	20	27	40	50	50	60	60	60	60	60	60	60	60	60	60	60	60	60
	Rated Speed (min ⁻¹)	986	394	296	197	112	83	60	49	39	33	28	25	20	13	10	8	7	3	2	1
Length L (mm)		68.4	71.2	71.2	73.7	73.7	76.1	76.1	76.1	76.1	76.1	78.6	78.6	78.6	78.6	78.6	81.1	81.1	81.1	83.6	83.6

Rel. Humidity: 20 to 85% | Ambient Temp.: -10 to +60°C | Net Weight max. 241g

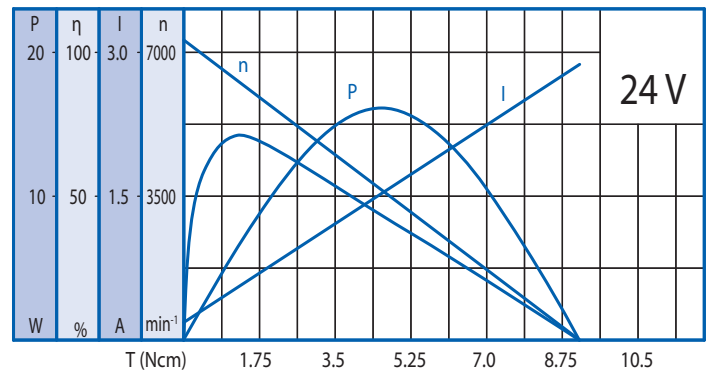
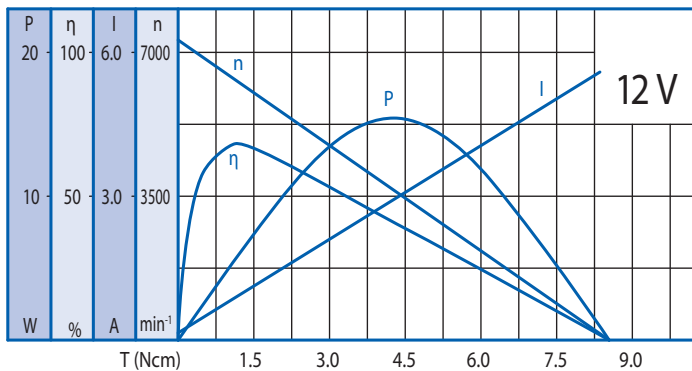


Options

Encoder
EMC Filter
Leads
Connector
Special Shaft
Special Voltage

Motor

Rated Voltage (V)	Rated Torque (Ncm)	Rated Speed (min ⁻¹)	Rated Current (mA)	No Load Speed (min ⁻¹)	No Load Current (mA)	Rated Power (W)
12	1.1	5950	≤900	7300	≤150	7
24	1.3	6160	≤500	7300	≤80	8.5



Gearbox

Gear Ratio	6	16	21	31	56	75	104	125	156	188	219	250	312	469	625	750	938	1875	3750	5625
Max. Rated Torque (Ncm)	10	20	20	30	40	50	50	60	60	60	60	60	60	60	60	60	60	60	60	60
Max. Peak Torque (Ncm)	30	60	60	90	120	150	150	180	180	180	180	180	180	180	180	180	180	180	180	180

Radial Load (FR): 10N (10mm from face mounting) | Axial Load (FA): 7N