

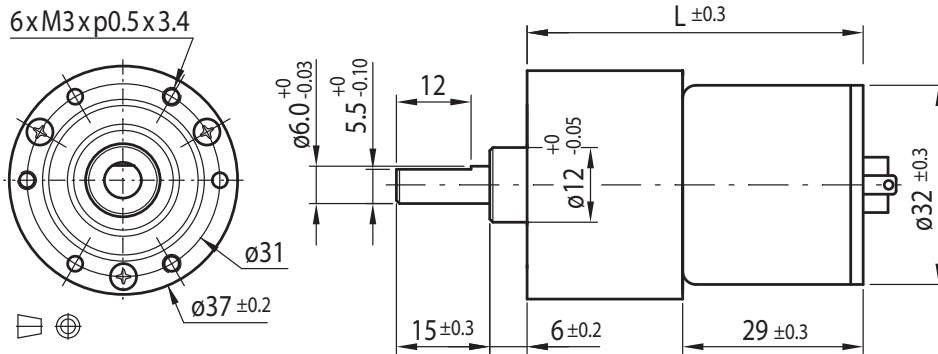
DC Motor Spur Gearbox Type SZ37-DC32.29



Gearmotor

Gear Ratio		6	16	21	31	56	75	104	125	156	188	219	250	312	469	625	750	938	1875	3750	5625
12V	Rated Torque (Ncm)	3	6.8	9	12.5	22	26	36	44	55	60	60	60	60	60	60	60	60	60	60	60
	Rated Speed (min ⁻¹)	800	310	245	155	90	67	49	41	33	28	24	22	18	12	9	8	6	3	2	1
24V	Rated Torque (Ncm)	3	7	9	12.5	23	27	38	45	57	60	60	60	60	60	60	60	60	60	60	60
	Rated Speed (min ⁻¹)	780	308	240	150	87	65	48	40	32	27	24	22	18	12	9	8	6	3	2	1
Length L (mm)		50.8	53.6	53.6	56.1	56.1	58.5	58.5	58.5	58.5	58.5	61.0	61.0	61.0	61.0	61.0	63.5	63.5	63.5	66.0	66.0

Rel. Humidity: 20 to 85% | Ambient Temp.: -10 to +60 °C | Net Weight max. 206g

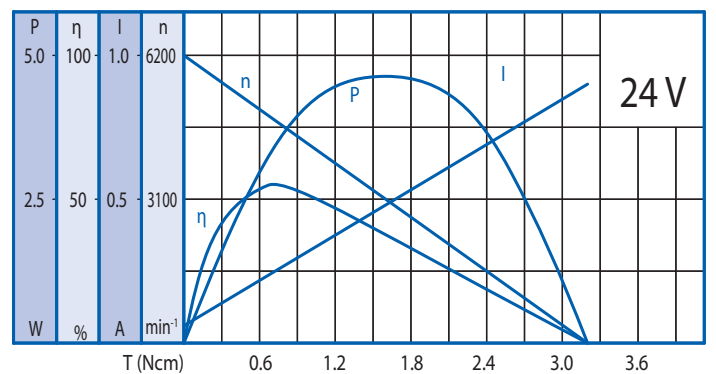
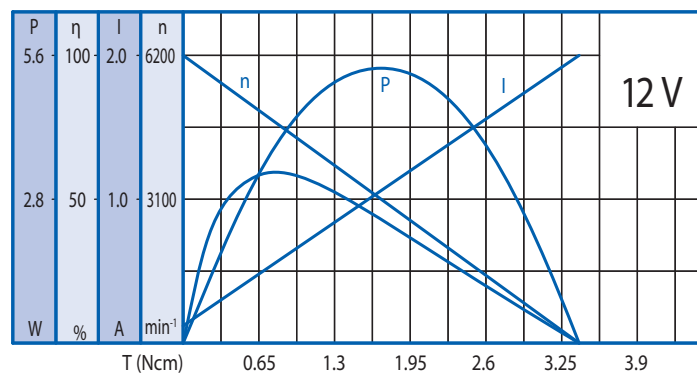


Options

Encoder
Rear Shaft
EMC Filter
Leads
Connector
Special Shaft
Special Voltage

Motor

Rated Voltage (V)	Rated Torque (Ncm)	Rated Speed (min ⁻¹)	Rated Current (mA)	No Load Speed (min ⁻¹)	No Load Current (mA)	Rated Power (W)
12	0.6	5100	≤470	6200	≤120	3.14
24	0.62	5000	≤210	6200	≤60	3.17



Gearbox

Gear Ratio	6	16	21	31	56	75	104	125	156	188	219	250	312	469	625	750	938	1875	3750	5625
Max. Rated Torque (Ncm)	10	20	20	30	40	50	50	60	60	60	60	60	60	60	60	60	60	60	60	60
Max. Peak Torque (Ncm)	30	60	60	90	120	150	150	180	180	180	180	180	180	180	180	180	180	180	180	180

Radial Load (FR): 10N (10mm from face mounting) | Axial Load (FA): 7N