

BLDC Motor Planetary Gearbox Type PL62Z-BL62.96

PowerTronic



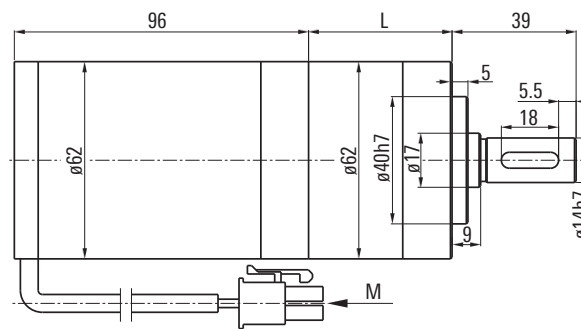
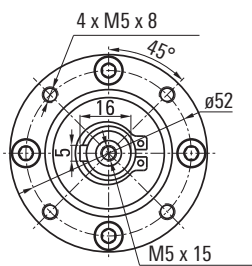
- High Torque
- Low Noise
- Long Life

Gearmotor

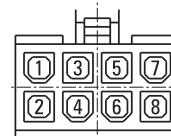
| | | | | | | | | | | | | | | | | | | | | | | | |
|----------------------------------|------|------|------|------|-----|-----|-----|-----|-----|-----|-----|-----|------|------|------|------|------|------|------|------|------|------|------|
| Gear Ratio | 3.65 | 5.36 | 6.55 | 8.63 | 14 | 19 | 25 | 28 | 34 | 45 | 58 | 67 | 81 | 91 | 103 | 119 | 128 | 146 | 165 | 192 | 232 | 302 | 393 |
| Rated Speed (min ⁻¹) | 822 | 560 | 458 | 348 | 222 | 159 | 122 | 107 | 89 | 67 | 52 | 45 | 37 | 33 | 29 | 25 | 24 | 21 | 18 | 16 | 13 | 9.9 | 7.6 |
| Rated Torque (Ncm) | 63 | 92 | 113 | 148 | 217 | 294 | 387 | 433 | 526 | 696 | 897 | 934 | 1130 | 1269 | 1436 | 1660 | 1785 | 2036 | 2301 | 2677 | 3235 | 4200 | 4500 |
| Reduction Stage | 1 | 1 | 1 | 1 | 2 | 2 | 2 | 2 | 2 | 2 | 2 | 3 | 3 | 3 | 3 | 3 | 3 | 3 | 3 | 3 | 3 | 3 | 3 |

Above ratings refer to motor model 2460-30S

Rel. Humidity: 20 to 85% | Ambient Temp.: -10 to +80°C | Net Weight max. 2.7 kg



View M



| | | | | | | | |
|---|---|---|-----|----|----|----|------|
| 1 | 2 | 3 | 4 | 5 | 6 | 7 | 8 |
| U | V | W | GND | Hv | Hw | Hu | +Vcc |

| No. of Stages | Gear Ratio | Length (mm) |
|---------------|-------------|-------------|
| 1 | 3.65 - 8.63 | 45.1 |
| 2 | 14 - 58 | 62.7 |
| 3 | 67 - 393 | 80.3 |

Motor

| Model | Rated Voltage V | Rated Power W | No Load Current A | No Load Speed min ⁻¹ | Rated Current A | Rated Speed min ⁻¹ | Rated Torque Ncm |
|----------|-----------------|---------------|-------------------|---------------------------------|-----------------|-------------------------------|------------------|
| 2460-30S | 24 | 60 | 0.7 | 4000 | 3.5 | 3000 | 19.1 |
| 2490-30S | 24 | 90 | 1.2 | 4200 | 5.5 | 3000 | 28.7 |

Gearbox

Helical Gearing

| No. of Stages | 1 | 2 | 3 |
|-------------------------|------|------|-------|
| Max. Rated Torque (Ncm) | 800 | 2500 | 5000 |
| Max. Peak Torque (Ncm) | 1600 | 5000 | 10000 |

Ball Bearing

Radial Load (FR): 520 N | Axial Load (FA): 150 N

Options

| |
|---------------|
| Encoder |
| Rear Shaft |
| Special Shaft |