

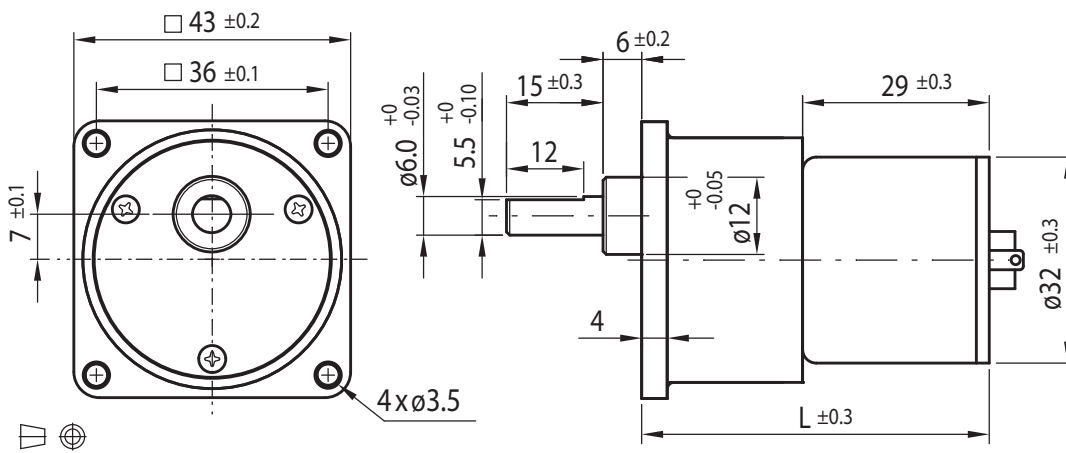
# DC Motor Spur Gearbox Type ST37P-DC32.29



## Gearmotor

Gear Ratio		10	18	30	50	60	75	90	100	120	150	180	200	250	300	500	600	750	1000	
12V	Rated Torque (Ncm)	5	8	13	20	24	29	35	39	42	53	60	60	60	60	60	60	60	60	60
	Rated Speed (min <sup>-1</sup> )	490	270	168	100	84	67	57	51	43	34	29	26	22	19	11	10	8	6	6
24V	Rated Torque (Ncm)	5	8	14	20	24	30	36	40	44	54	60	60	60	60	60	60	60	60	60
	Rated Speed (min <sup>-1</sup> )	480	250	160	98	83	65	56	50	42	33	29	26	22	19	11	9	8	6	6
Length L (mm)		48.5	51.0	51.0	53.5	53.5	53.5	53.5	53.5	56.0	56.0	56.0	56.0	56.0	56.0	58.5	58.5	58.5	58.5	

Rel. Humidity: 20 to 85% | Ambient Temp.: -10 to +60°C | Net Weight max. 150g

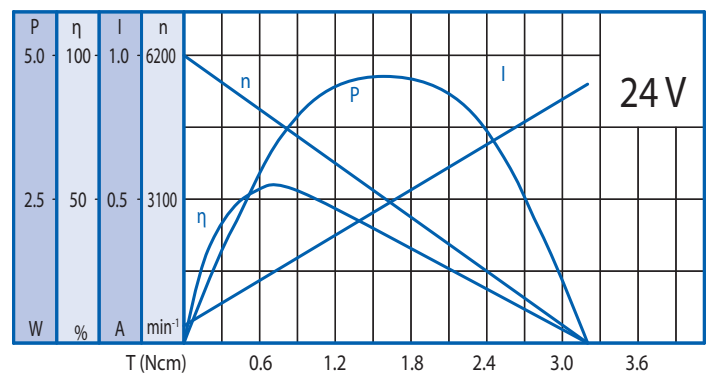
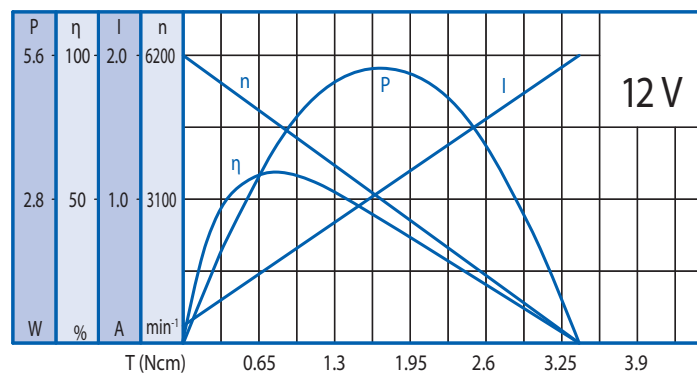


## Options

Encoder
Rear Shaft
EMC Filter
Leads
Connector
Special Shaft
Special Voltage

## Motor

Rated Voltage (V)	Rated Torque (Ncm)	Rated Speed (min <sup>-1</sup> )	Rated Current (mA)	No Load Speed (min <sup>-1</sup> )	No Load Current (mA)	Rated Power (W)
12	0.6	5100	≤ 470	6200	≤ 120	3.14
24	0.62	5000	≤ 210	6200	≤ 60	3.17



## Gearbox

Gear Ratio	10	18	30	50	60	75	90	100	120	150	180	200	250	300	500	600	750	1000	1500	3000
Max. Rated Torque (Ncm)	10	10	20	30	30	40	40	60	60	60	60	60	60	60	60	60	60	60	60	60
Max. Peak Torque (Ncm)	30	30	60	90	90	120	120	180	180	180	180	180	180	180	180	180	180	180	180	180

Radial Load (FR): 10N (10mm from face mounting) | Axial Load (FA): 7N