


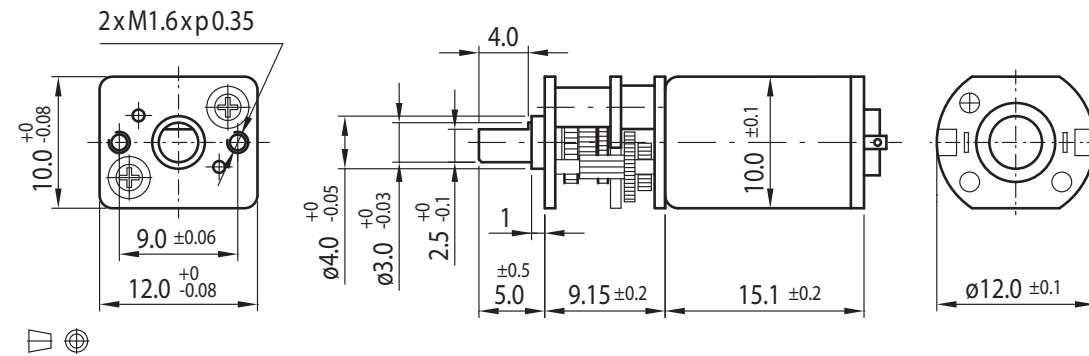
DC Motor Spur Gearbox Type SZ12W-DC12.15



Gearmotor

Gear Ratio		10	19	29	60	76	102	134	197	235	298
3V	Rated Torque (Ncm)	0.15	0.25	0.4	0.75	1	1.2	1.55	2.3	2.75	3.5
	Rated Speed (min ⁻¹)	1400	720	480	230	180	135	100	70	59	46
6V	Rated Torque (Ncm)	0.24	0.4	0.6	1.15	1.5	2	2.35	3.45	4.1	5.2
	Rated Speed (min ⁻¹)	1450	770	510	245	195	145	110	75	63	50

Rel. Humidity: 20 to 85% | Ambient Temp.: -10 to +60°C | Net Weight max. 9.5 g

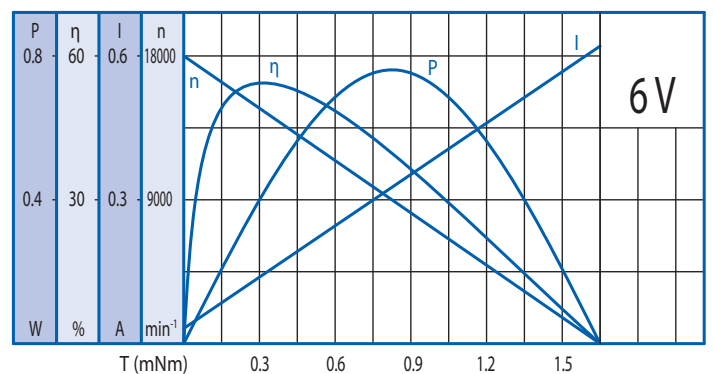
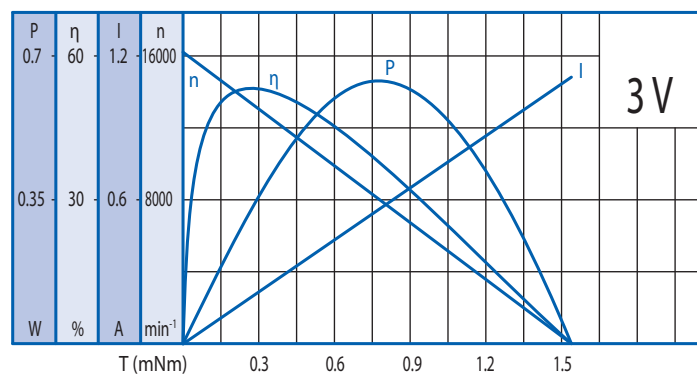


Options

Encoder
Rear Shaft
EMC Filter
Leads
Connector
Special Shaft
Special Voltage

Motor

Rated Voltage (V)	Rated Torque (Ncm)	Rated Speed (min ⁻¹)	Rated Current (mA)	No Load Speed (min ⁻¹)	No Load Current (mA)	Rated Power (W)
3	0.02	14000	≤250	16000	≤80	0.287
6	0.03	14900	≤170	18000	≤50	0.46



Gearbox

Gear Ratio	10	19	29	60	76	102	134	197	235	298
Max. Rated Torque (Ncm)	2	3	3	5	5	8	8	10	10	10
Max. Peak Torque (Ncm)	6	9	9	15	15	24	24	30	30	30

Radial Load (FR): 4 N (5mm from face mounting) | Axial Load (FA): 2 N