

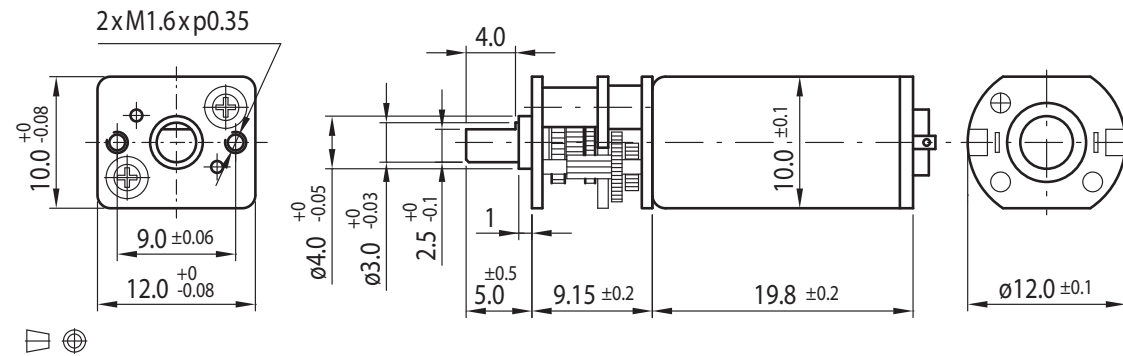
DC Motor Spur Gearbox Type SZ12W-DC12.20



Gearmotor

Gear Ratio		10	19	29	60	76	102	134	197	235	298
3V	Rated Torque (Ncm)	0.24	0.4	0.6	1.15	1.5	2	2.35	3.45	4.15	5.25
	Rated Speed (min ⁻¹)	1300	700	460	225	175	132	100	68	57	45
6V	Rated Torque (Ncm)	0.3	0.55	0.8	1.55	2	2.7	3	4.6	5.3	7
	Rated Speed (min ⁻¹)	1500	780	510	250	195	145	112	76	64	50

Rel. Humidity: 20 to 85% | Ambient Temp.: -10 to +60°C | Net Weight max. 11.5g

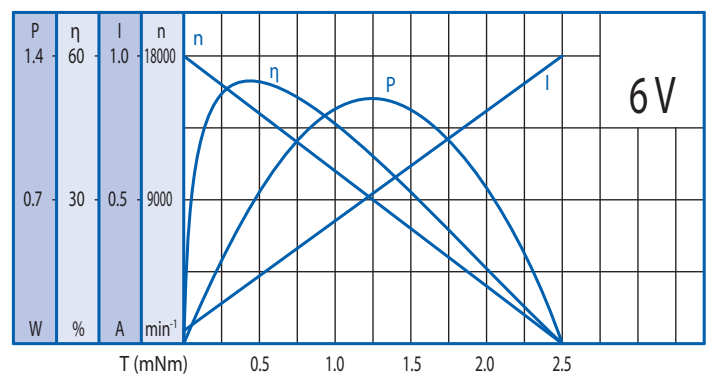
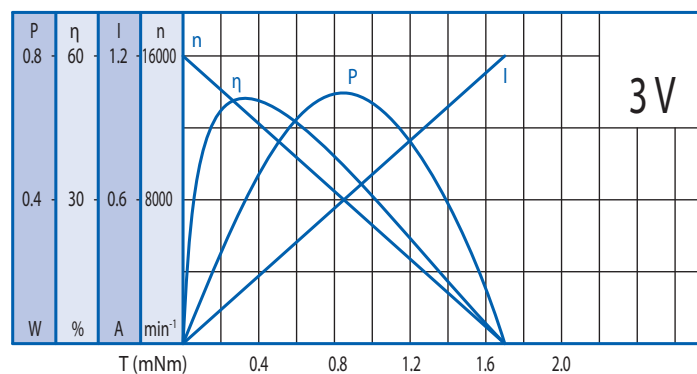


Options

Encoder
Rear Shaft
EMC Filter
Leads
Connector
Special Shaft
Special Voltage

Motor

Rated Voltage (V)	Rated Torque (Ncm)	Rated Speed (min ⁻¹)	Rated Current (mA)	No Load Speed (min ⁻¹)	No Load Current (mA)	Rated Power (W)
3	0.03	13500	≤310	16000	≤90	0.41
6	0.04	15000	≤250	18000	≤65	0.61



Gearbox

Gear Ratio	10	19	29	60	76	102	134	197	235	298
Max. Rated Torque (Ncm)	2	3	3	5	5	8	8	10	10	10
Max. Peak Torque (Ncm)	6	9	9	15	15	24	24	30	30	30

Radial Load (FR): 4 N (5mm from face mounting) | Axial Load (FA): 2 N