

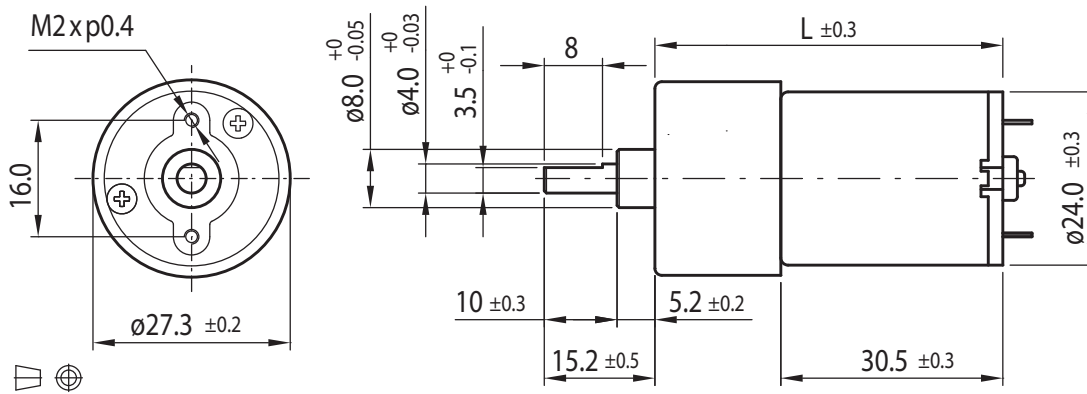
# DC Motor Spur Gearbox Type SZ27-DC24.31



## Gearmotor

Gear Ratio		10	15	21	30	44	60	77	100	112	150	170	200	250	320	360	500	700	800	900	1150
12V	Rated Torque (Ncm)	1.6	2.2	3.2	4.0	5.5	7.8	8	10	10	12	12	12	12	12	12	12	12	12	12	12
	Rated Speed (min <sup>-1</sup> )	340	230	160	110	80	59	46	36	33	22	20	18	15	12	11	8	6	5	5	4
24V	Rated Torque (Ncm)	1.6	2.1	3	3.8	5.1	7.3	8	10	10	12	12	12	12	12	12	12	12	12	12	12
	Rated Speed (min <sup>-1</sup> )	325	220	153	105	77	56	44	34	33	22	20	18	15	12	11	8	6	5	5	4
Length L (mm)		47.8	47.8	47.8	47.8	47.8	47.8	47.8	47.8	47.8	47.8	47.8	47.8	47.8	47.8	49.8	49.8	49.8	49.8	49.8	49.8

Rel. Humidity: 20 to 85% | Ambient Temp.: -10 to +60°C | Net Weight max. 79g

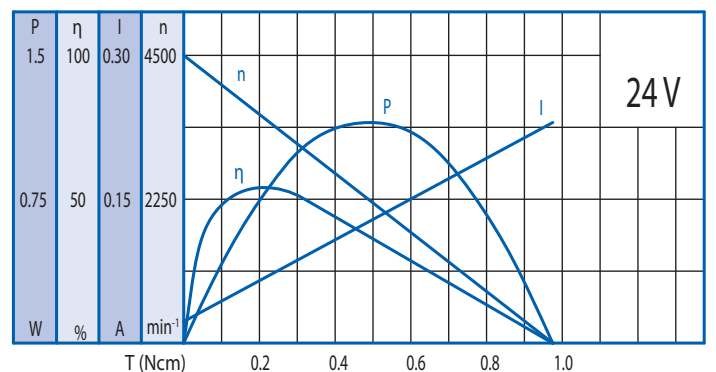
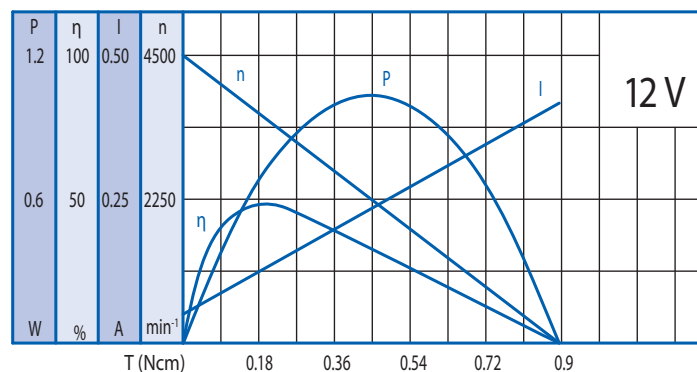


## Options

Encoder
Rear Shaft
EMC Filter
Leads
Connector
Special Shaft
Special Voltage

## Motor

Rated Voltage (V)	Rated Torque (Ncm)	Rated Speed (min <sup>-1</sup> )	Rated Current (mA)	No Load Speed (min <sup>-1</sup> )	No Load Current (mA)	Rated Power (W)
12	0.205	3560	≤ 150	4500	≤ 50	0.75
24	0.195	3400	≤ 65	4500	≤ 30	0.68



## Gearbox

Gear Ratio	10	15	21	30	44	60	77	100	112	150	170	200	250	320	360	500	700	800	900	1150
Max. Rated Torque (Ncm)	3	4	4	6	6	8	8	10	10	12	12	12	12	12	12	15	15	15	15	15
Max. Peak Torque (Ncm)	9	12	12	18	18	24	24	30	30	36	36	36	36	36	36	45	45	45	45	45

Radial Load (FR): 3N (10mm from face mounting) | Axial Load (FA): 2N