


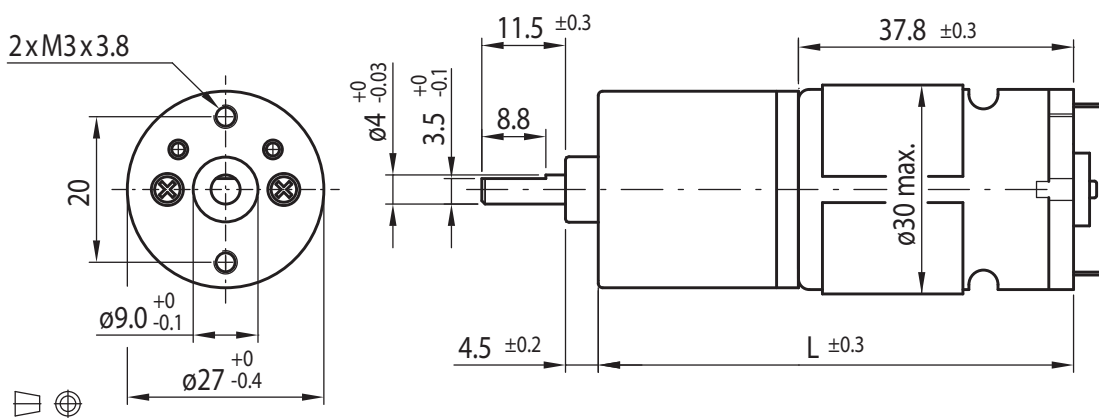
# DC Motor Spur Gearbox Type SZ27C-DC30.38



## Gearmotor

Gear Ratio		10	20	42	54	87	112	181	232	376	484	784	1009
12V	Rated Torque (Ncm)	3.8	6	10	10	12	12	16	16	20	20	25	25
	Rated Speed (min <sup>-1</sup> )	546	284	139	111	70	55	34	27	17	13	8	6
24V	Rated Torque (Ncm)	4.1	6	10	10	12	12	16	16	20	20	25	25
	Rated Speed (min <sup>-1</sup> )	558	280	137	109	69	55	34	27	17	13	8	6
Length L (mm)		55.95	55.95	60.70	60.70	60.70	60.70	65.45	65.45	65.45	65.45	67.90	67.90

Rel. Humidity: 20 to 85% | Ambient Temp.: -10 to +60°C | Net Weight max. 109g

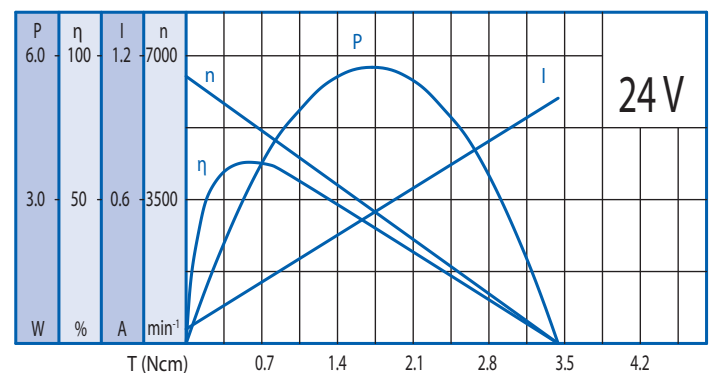
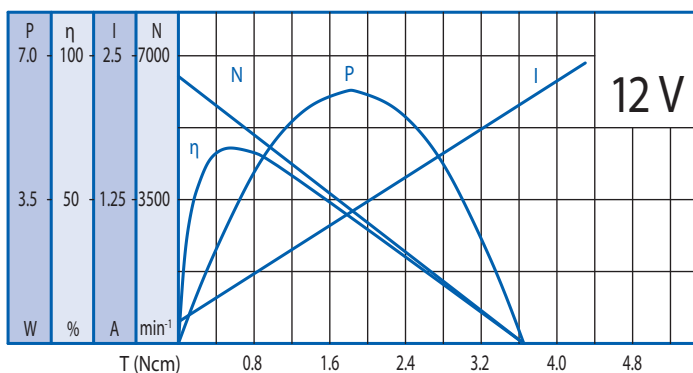


## Options

Encoder
Rear Shaft
EMC Filter
Leads
Connector
Special Shaft
Special Voltage

## Motor

Rated Voltage (V)	Rated Torque (Ncm)	Rated Speed (min <sup>-1</sup> )	Rated Current (mA)	No Load Speed (min <sup>-1</sup> )	No Load Current (mA)	Rated Power (W)
12	0.52	5600	≤ 410	6500	≤ 150	2.99
24	0.6	5300	≤ 250	6500	≤ 85	3.2



## Gearbox

Gear Ratio	10	20	42	54	87	112	181	232	376	484	784	1009
Max. Rated Torque (Ncm)	5	6	10	10	12	12	16	16	20	20	25	25
Max. Peak Torque (Ncm)	15	18	30	30	36	36	48	48	60	60	75	75

Radial Load (FR): 5N (10mm from face mounting) | Axial Load (FA): 4N