


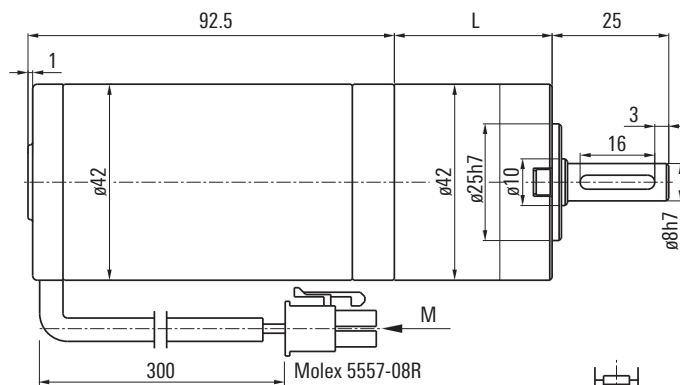
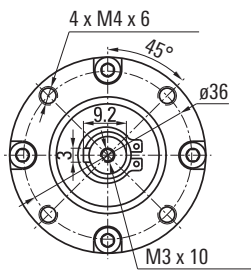
# BLDC Motor Planetary Gearbox Type PL42Z-BL42.93



- High Torque
- Low Noise
- Long Life

Gear Ratio	3.65	5.36	6.55	8.63	14	19	25	28	34	45	58	67	81	91	103	119	128	146	165	192	232	302	393
Rated Speed (min <sup>-1</sup> )	822	560	458	348	222	159	122	107	89	67	52	45	37	33	29	25	24	21	18	16	13	9.9	7.6
Rated Torque (Ncm)	41	60	74	98	137	190	252	284	348	458	600	616	742	837	948	1090	1169	1343	1500	1500	1500	1500	1500
Reduction Stage	1	1	1	1	2	2	2	2	2	2	2	3	3	3	3	3	3	3	3	3	3	3	3

Rel. Humidity: 20 to 85% | Ambient Temp.: -10 to +80°C | Net Weight max. 1.05 kg



No. of Stages	Gear Ratio	Length (mm)
1	3.65 - 8.63	33.8
2	14 - 58	47.4
3	67 - 393	61

1	2	3	4	5	6	7	8
U	V	W	GND	Hv	Hw	Hu	+Vcc

## Motor

Model	Rated Voltage V	Rated Power W	No Load Current A	No Load Speed min <sup>-1</sup>	Rated Current A	Rated Speed min <sup>-1</sup>	Rated Torque Ncm
2440-30S	24	40	1.0	4700	2.5	3000	12.7

## Gearbox

### Helical Gearing

No. of Stages	1	2	3
Max. Rated Torque (Ncm)	300	750	1500
Max. Peak Torque (Ncm)	600	1500	3000

## Options

Encoder
Rear Shaft
Special Shaft

**Ball Bearing** Radial Load (FR): 300 N | Axial Load (FA): 110 N