

# DC Motor

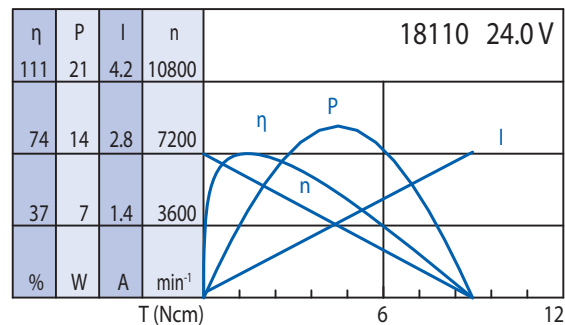
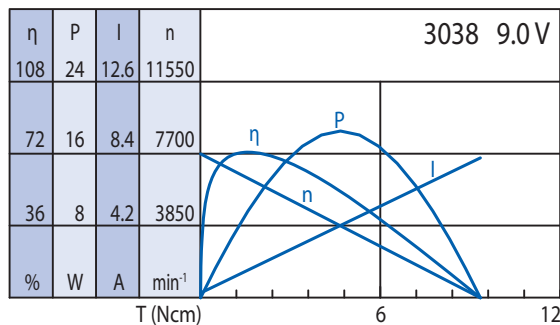
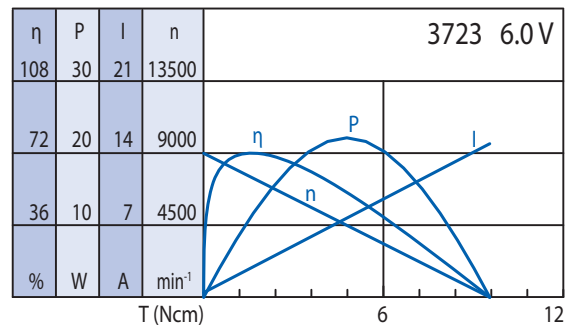
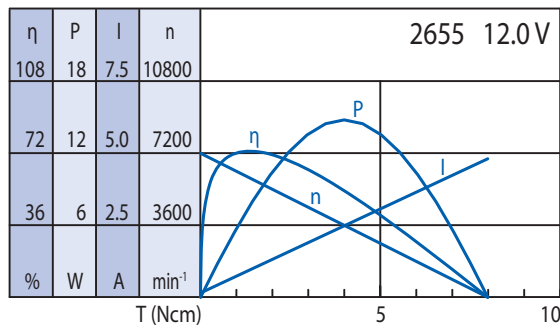
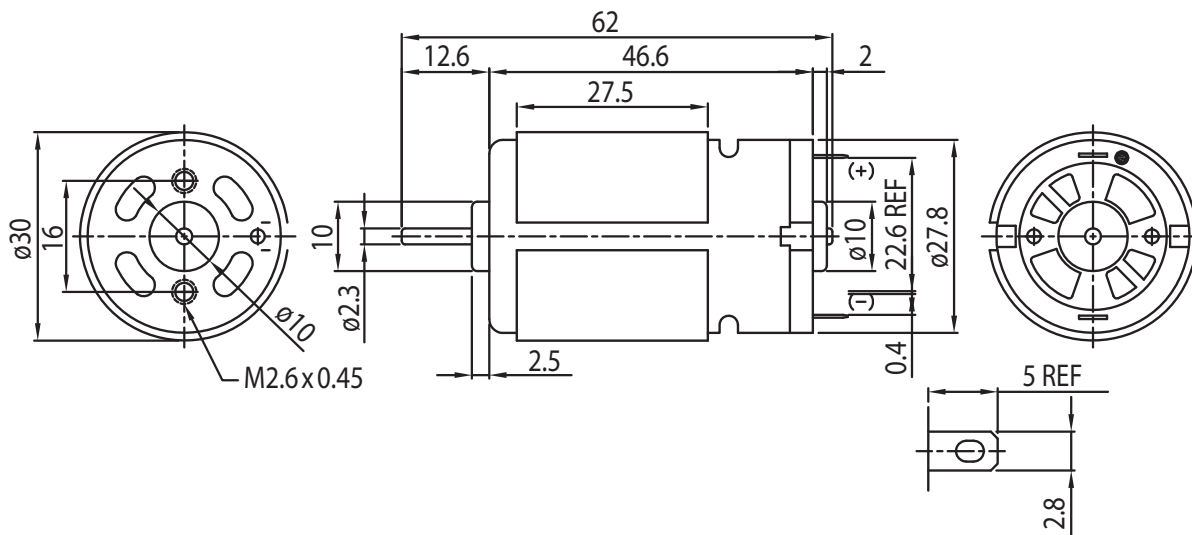
## Type DC30.47



### Technical Data

Model	Rated Voltage (V)	No Load Speed (min <sup>-1</sup> )	No Load Current (A)	Rated Speed (min <sup>-1</sup> )	Rated Current (A)	Rated Torque (Ncm)	Rated Power (W)	Efficiency (%)	Stall Current (A)	Stall Torque (Ncm)
2655	12.0	7200	0.15	5900	0.87	1.21	7.5	73	4.81	7.8
3723	6.0	9000	0.45	7500	2.46	1.33	10.6	72	14.97	9.4
3038	9.0	7700	0.28	6623	1.33	1.24	8.6	73	8.17	9.2
18110	24.0	7200	0.09	6262	0.41	1.10	7.2	74	2.83	8.8

Ambient Temp.: -10 to +60°C | Net Weight max. 110g



### Options

EMC Filter
Leads
Connector
Special Shaft
Special Voltage
Ball Bearing
Encoder