

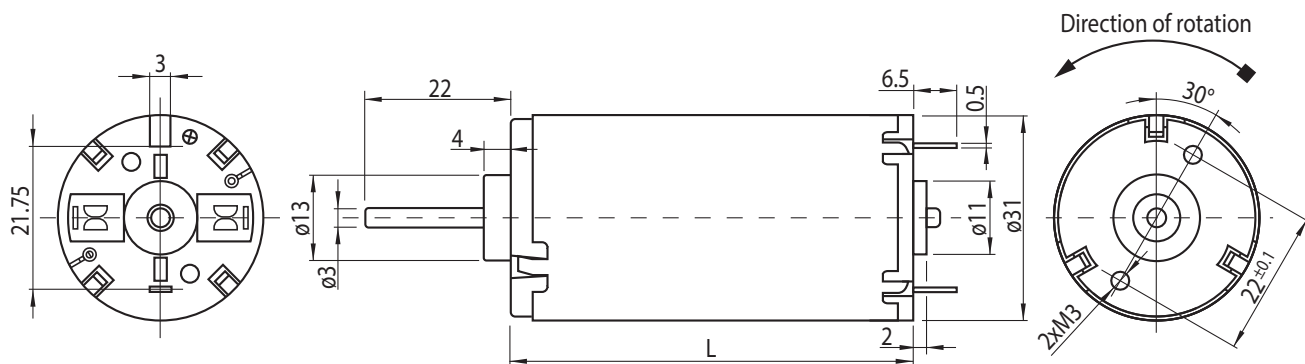
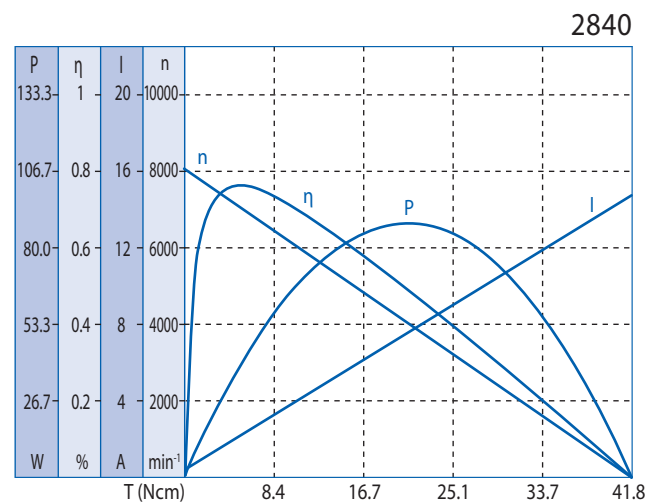
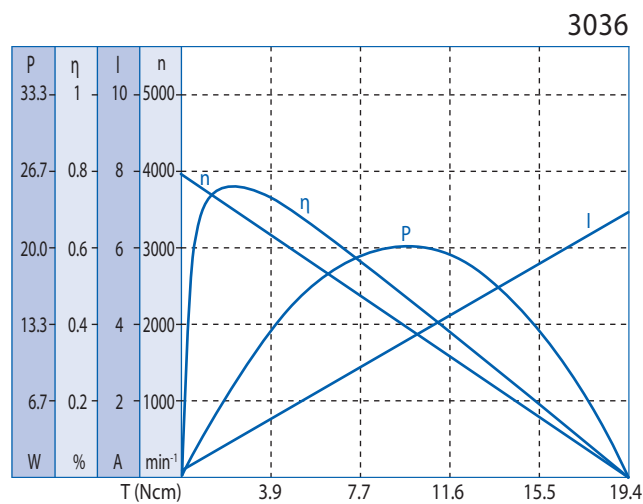
DC Motor Type DC31



Technical Data

| Model | DC31.51-4020 | DC31.51-15132 | DC31.61-3036 | DC31.75-2165 | DC31.75-2840 |
|------------------------------------|--------------|---------------|--------------|--------------|--------------|
| Rated Voltage (V) | 12 | 24 | 12 | 24 | 24 |
| No Load Speed (min ⁻¹) | 5950 | 3800 | 3950 | 4250 | 8100 |
| Rated Torque (Ncm) | 1.8 | 1.1 | 2.2 | 1.9 | 5.2 |
| Rated Speed (min ⁻¹) | 5275 | 3180 | 3508 | 3640 | 7090 |
| Rated Current (A) | 1.1 | 0.22 | 0.87 | 0.42 | 2.11 |
| Stall Torque (Ncm) | 15.5 | 6.6 | 19.35 | 13 | 41.8 |
| Stall Current (A) | 8.55 | 1.1 | 6.92 | 2.5 | 14.8 |
| Net Weight (g) | 151 | 151 | 175 | 203 | 203 |
| Length L1 (mm) | 51 | 51 | 61 | 75.4 | 75.4 |

Insulation Class B | Ambient Temp.: -10 to +40 °C



Options

| | | | | |
|------------|------------|-----------|-----------------|----------------------|
| Encoder | EMC Filter | Connector | Special Shaft | Insulation Class F/H |
| Rear Shaft | Cable | Brake | Special Voltage | Increased Protection |

Ball Bearing