

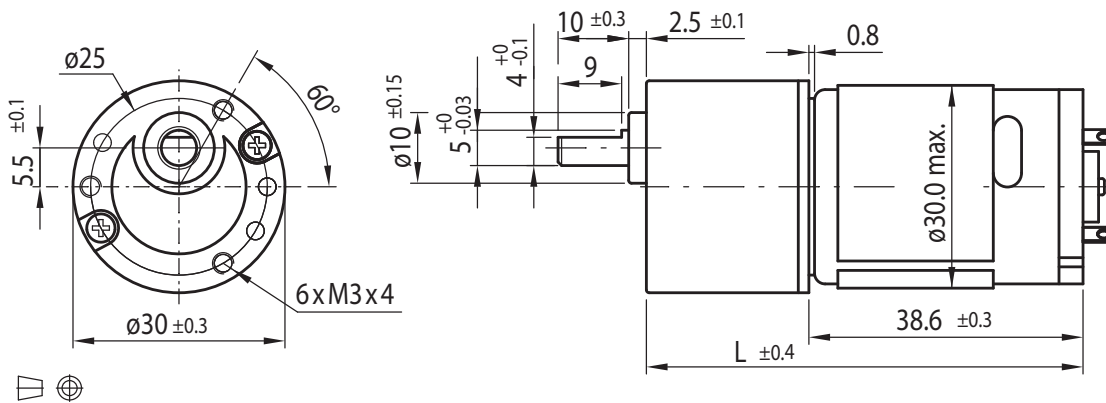
DC Motor Spur Gearbox Type ST30-DC30.39



Gearmotor

Gear Ratio		20	30	36	50	60	75	90	100	120	150	180	200	250	300	400	500	600	810	900	1000
12V	Rated Torque (Ncm)	10	15	15	20	20	30	30	30	40	40	45	45	45	45	45	45	45	45	45	45
	Rated Speed (min ⁻¹)	255	168	150	107	91	73	62	56	46	38	32	29	24	20	15	12	10	8	7	6
24V	Rated Torque (Ncm)	10	15	15	20	20	30	30	30	40	40	45	45	45	45	45	45	45	45	45	45
	Rated Speed (min ⁻¹)	258	168	150	107	91	73	62	56	46	37	32	29	24	20	15	12	10	8	7	6
Length L (mm)		61.6	61.6	61.6	61.6	61.6	61.6	61.6	61.6	66.6	66.6	66.6	66.6	66.6	66.6	66.6	66.6	66.6	66.6	66.6	66.6

Rel. Humidity: 20 to 85% | Ambient Temp.: -10 to +60 °C | Net Weight max. 171g

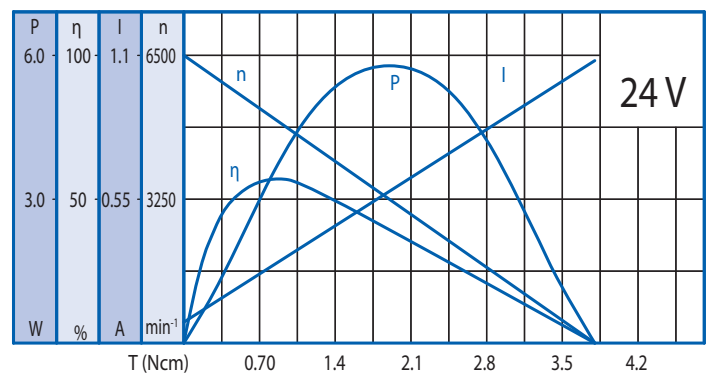
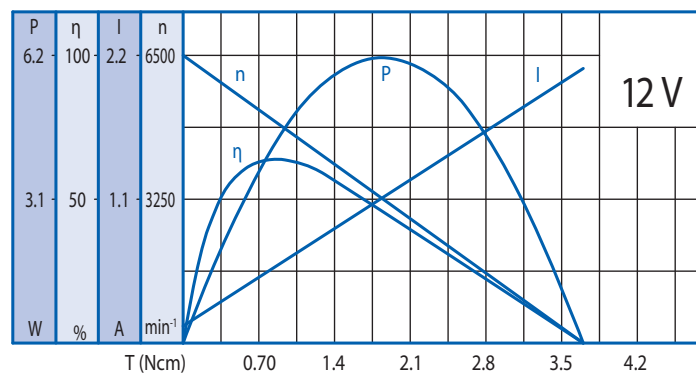


Options

Encoder
Rear Shaft
EMC Filter
Leads
Connector
Special Shaft
Special Voltage

Motor

Rated Voltage (V)	Rated Torque (Ncm)	Rated Speed (min ⁻¹)	Rated Current (mA)	No Load Speed (min ⁻¹)	No Load Current (mA)	Rated Power (W)
12	0.78	5290	≤ 530	6500	≤ 150	4.22
24	0.74	5250	≤ 250	6500	≤ 85	3.97



Gearbox

Gear Ratio	20	30	36	50	60	75	90	100	120	150	180	200	250	300	400	500	600	810	900	1000
Max. Rated Torque (Ncm)	10	15	15	20	20	30	30	30	40	40	45	45	45	45	45	45	45	45	45	45
Max. Peak Torque (Ncm)	30	45	45	60	60	90	90	90	120	120	135	135	135	135	135	135	135	135	135	135

Radial Load (FR): 8N (10mm from face mounting) | Axial Load (FA): 6N