

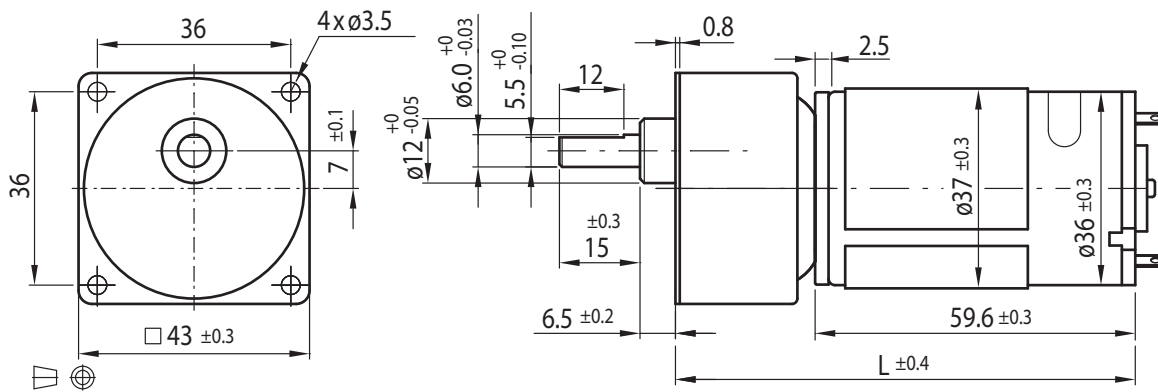
DC Motor Spur Gearbox Type ST40-DC36.60



Gearmotor

Gear Ratio		10	15	18	25	30	36	50	60	75	90	100	120	150	180	200	250	300	360	400	500
12V	Rated Torque (Ncm)	10	27	30	40	40	40	50	50	50	70	70	70	70	70	70	70	70	70	70	70
	Rated Speed (min ⁻¹)	519	321	275	198	172	145	103	91	73	61	54	46	37	31	29	23	19	16	15	12
24V	Rated Torque (Ncm)	10	26	30	40	40	40	50	50	50	70	70	70	70	70	70	70	70	70	70	70
	Rated Speed (min ⁻¹)	530	340	283	207	176	149	107	92	73	61	54	46	37	31	29	23	19	16	15	12
Length L (mm)		83.5	86.0	86.0	86.0	86.0	86.0	88.5	88.5	88.5	88.5	88.5	88.5	91.0	91.0	91.0	91.0	91.0	91.0	91.0	91.0

Rel. Humidity: 20 to 85% | Ambient Temp.: -10 to +60°C | Net Weight max. 350g

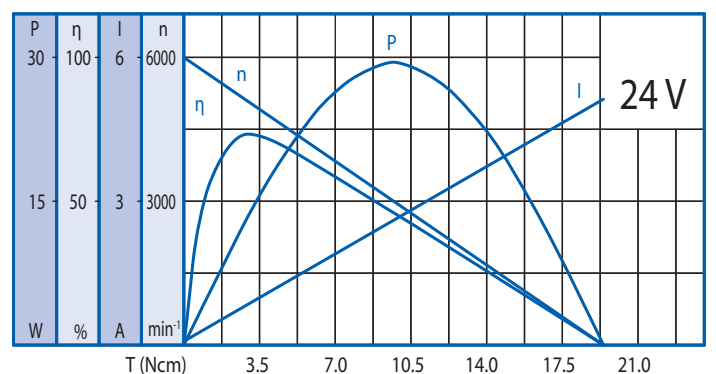
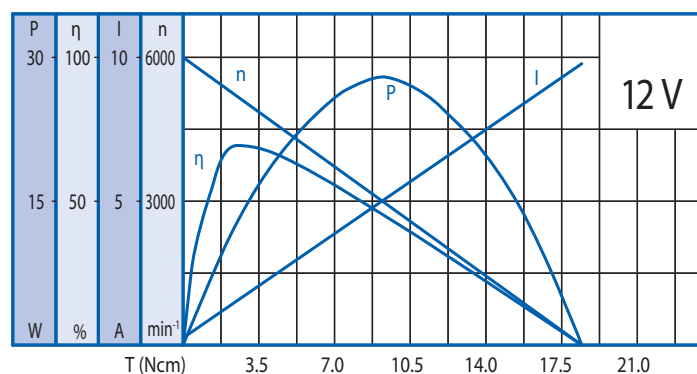


Options

Encoder
Rear Shaft
EMC Filter
Leads
Connector
Special Shaft
Special Voltage

Motor

Rated Voltage (V)	Rated Torque (Ncm)	Rated Speed (min ⁻¹)	Rated Current (mA)	No Load Speed (min ⁻¹)	No Load Current (mA)	Rated Power (W)
12	2.5	4930	≤ 1600	6000	≤ 250	12.8
24	2.4	5150	≤ 750	6000	≤ 130	12.7



Gearbox

Gear Ratio	10	15	18	25	30	36	50	60	75	90	100	120	150	180	200	250	300	360	400	500
Max. Rated Torque (Ncm)	10	30	30	40	40	40	50	50	50	70	70	70	70	70	70	70	70	70	70	70
Max. Peak Torque (Ncm)	30	90	90	120	120	120	150	150	150	210	210	210	210	210	210	210	210	210	210	210

Radial Load (FR): 10N (10mm from face mounting) | Axial Load (FA): 7N