

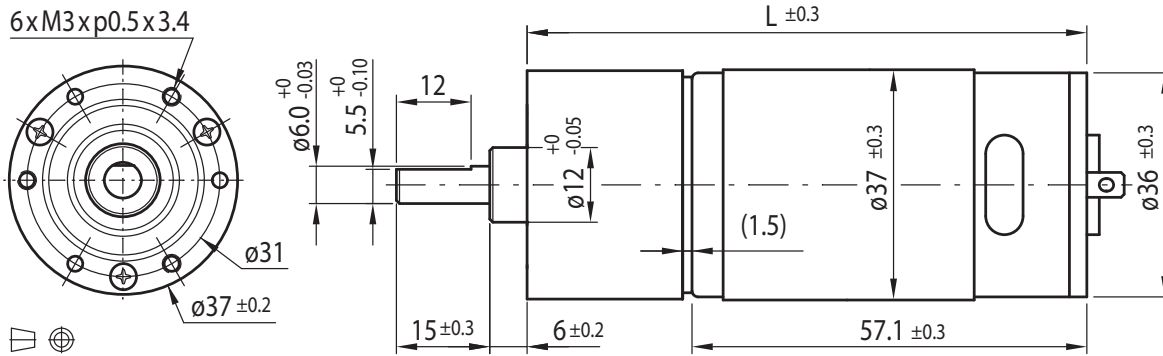
DC Motor Spur Gearbox Type SZ37-DC36.57



Gearmotor

Gear Ratio		6	16	21	31	56	75	104	125	156	188	219	250	312	469	625	750	938	1875	3750	5625
12V	Rated Torque (Ncm)	10	20	20	30	40	50	50	60	60	60	60	60	60	60	60	60	60	60	60	60
	Rated Speed (min ⁻¹)	795	330	250	172	95	72	54	45	37	31	26	23	19	13	9	8	6	3	2	1
24V	Rated Torque (Ncm)	10	20	20	30	40	50	50	60	60	60	60	60	60	60	60	60	60	60	60	60
	Rated Speed (min ⁻¹)	805	338	260	175	97	73	55	46	38	32	27	23	19	13	10	8	6	3	2	1
Length L (mm)		78.9	81.7	81.7	84.2	84.2	86.6	86.6	86.6	86.6	86.6	89.1	89.1	89.1	89.1	89.1	91.6	91.6	91.6	94.1	94.1

Rel. Humidity: 20 to 85% | Ambient Temp.: -10 to +60°C | Net Weight max. 351g

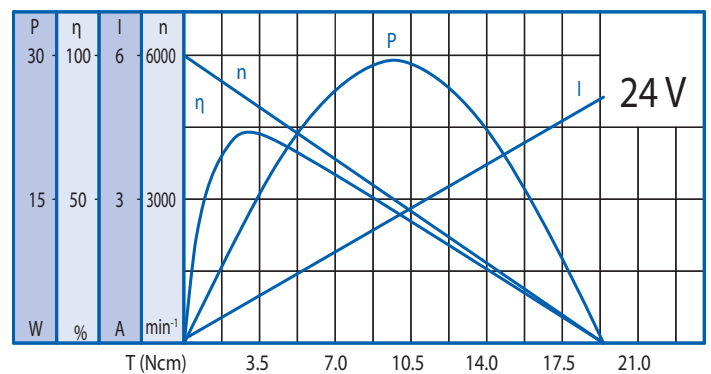
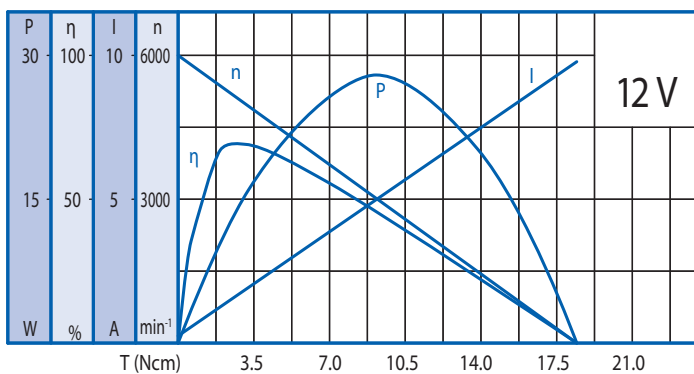


Options

Encoder
Rear Shaft
EMC Filter
Leads
Connector
Special Shaft
Special Voltage

Motor

Rated Voltage (V)	Rated Torque (Ncm)	Rated Speed (min ⁻¹)	Rated Current (mA)	No Load Speed (min ⁻¹)	No Load Current (mA)	Rated Power (W)
12	2.5	4930	≤ 1600	6000	≤ 250	12.8
24	2.4	5150	≤ 750	6000	≤ 130	12.7



Gearbox

Gear Ratio	6	16	21	31	56	75	104	125	156	188	219	250	312	469	625	750	938	1875	3750	5625	
Max. Rated Torque (Ncm)	10	20	20	30	40	50	50	60	60	60	60	60	60	60	60	60	60	60	60	60	60
Max. Peak Torque (Ncm)	30	60	60	90	120	150	150	180	180	180	180	180	180	180	180	180	180	180	180	180	180

Radial Load (FR): 10N (10mm from face mounting) | Axial Load (FA): 7N