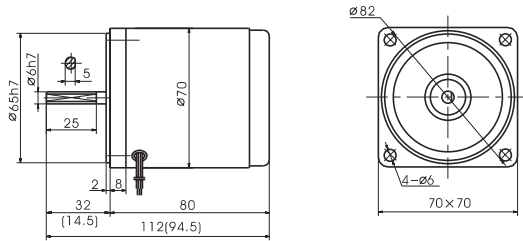


Motor Overall Dimension



Induction Motor **15W**



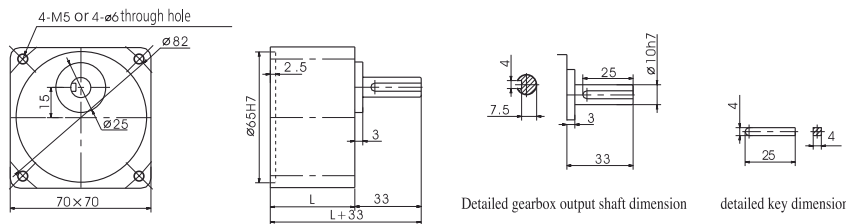
• The value in the () is the value of small gear shaft motor.

List of Motor Characteristics

Model of Motor		Output	Voltage	Frequency	Poles	Duty	Rated				Starting Torque		Capacitor/We
							Speed	Current	Torque		N.m	kgf.cm	
Motor	Motor with gear shaft	W	V	Hz	P		r/min	A	N.m	kgf.cm	N.m	kgf.cm	μF/VAC
3IK15A-A	3IK15GN-A	15	1ph110	50	4	CONT	1300	0.30	0.11	1.10	0.09	0.09	5.0/250
3IK15A-C	3IK15GN-C	15	1ph220	50	4	CONT	1300	0.14	0.11	1.10	0.10	0.95	1.2/450
3IK15A-D		15	1ph220	50	2	CONT	2750	0.17	0.06	0.55	0.08	0.75	1.5/450

• The capacitor capacitance will be different under different voltage. A correct capacitor capacitance is required to match the applied voltage. • Wrong capacitor capacitance is the cause of trouble. You must confirm a correct voltage and select a correct model when your purchase order is placed.

Overall Dimension of Gearbox



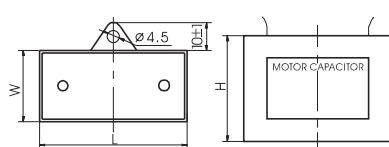
	Reduction Ratio	L(mm)	(kg)
Gearbox	3GN3K-GN18K	32	0.38
	3GN20K-GN50K	42	0.47
	3GN60K-GN200K		0.52
Motor			1.04

Allowable Torque on Gearbox

Model of Gearbox: 3GN □ K

Frequency	Reduction Ratio	Reduction Ratio																						
		3	3.6	5	6	7.5	9	10	12.5	15	18	20	25	30	36	40	50	60	75	90	100	120	150	
50Hz	Output Shaft Speed	r/min	500	417	300	250	200	166	150	120	100	83	75	60	50	41	37	30	25	20	16	15	12	10
	Allowable Torque	N.m	0.31	0.38	0.53	0.64	0.79	0.95	1.06	1.32	1.59	1.90	1.90	2.37	2.85	3.42	3.81	4.28	4.90	4.90	4.90	4.90	4.90	
	Allowable Torque	kgf.cm	3.2	3.9	5.4	6.5	8.1	9.7	10.8	13.5	16.2	19.4	19.4	24.2	29.1	31.9	38.8	43.6	50.0	50.0	50.0	50.0	50.0	50.0
60Hz	Output Shaft Speed	r/min	600	500	360	300	240	200	180	144	120	100	90	72	60	50	45	36	30	24	20	18	15	12
	Allowable Torque	N.m	0.29	0.35	0.50	0.60	0.75	0.89	0.99	1.25	1.49	1.79	1.79	2.24	2.68	3.22	3.58	4.02	4.83	4.90	4.90	4.90	4.90	
	Allowable Torque	kgf.cm	3.0	3.6	5.1	6.1	7.6	9.1	10.1	12.7	15.2	18.2	18.2	22.8	27.3	32.8	36.5	41.0	49.2	50.0	50.0	50.0	50.0	50.0

Capacitor



capacity μF	Voltage	L±1	W±1	H±1	Type
1.2	450	37	14	28	Down-lead
1.5	450	37	14	28	
5.0	250	47	22	34	

Model of Gearbox: 3GN □ K

Frequency	Reduction Ratio	Reduction Ratio		
		180	200	
50Hz	Output Shaft Speed	r/min	8	7.5
	Allowable Torque	N.m	4.90	4.90
	Allowable Torque	kgf.cm	50.0	50.0
60Hz	Output Shaft Speed	r/min	10	9
	Allowable Torque	N.m	4.90	4.90
	Allowable Torque	kgf.cm	50.0	50.0

Wiring Diagram

