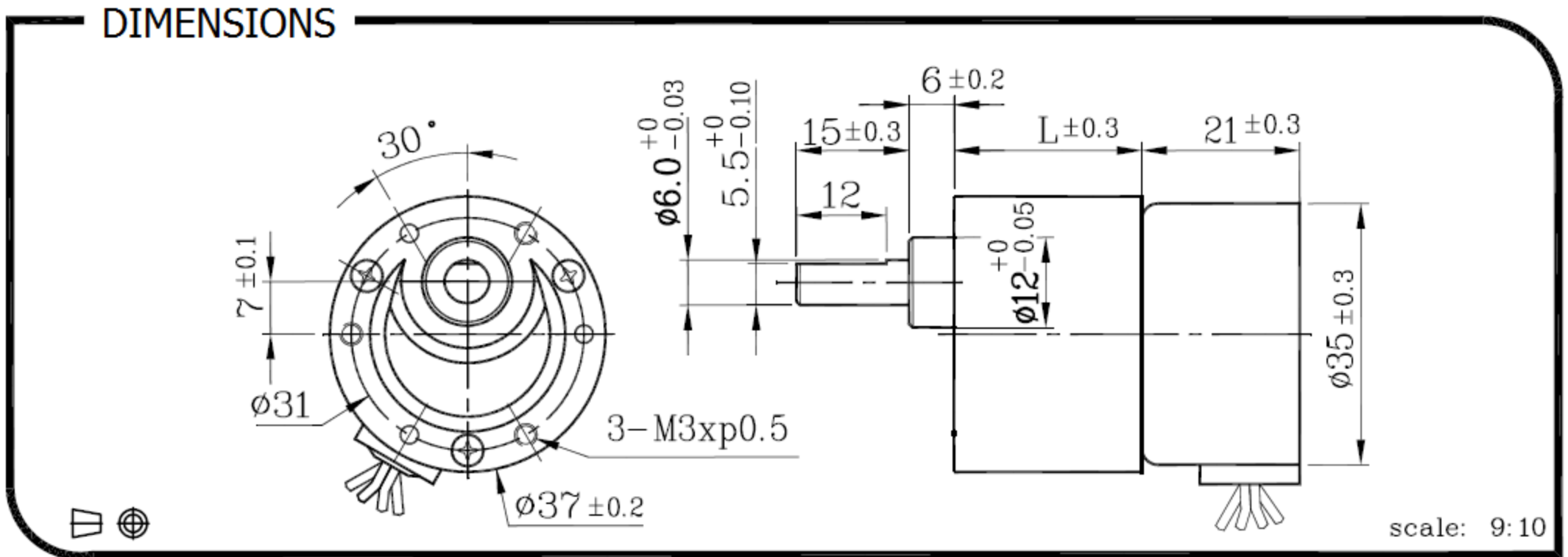


ST37-GM

Type 51



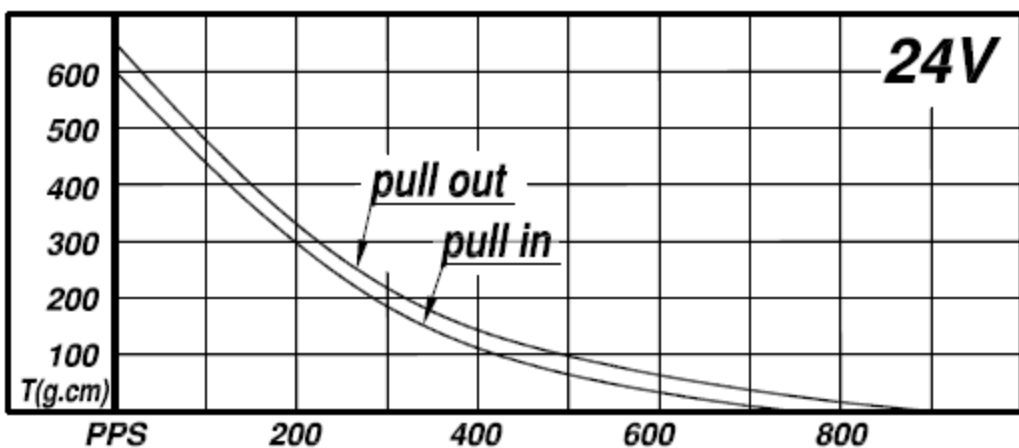
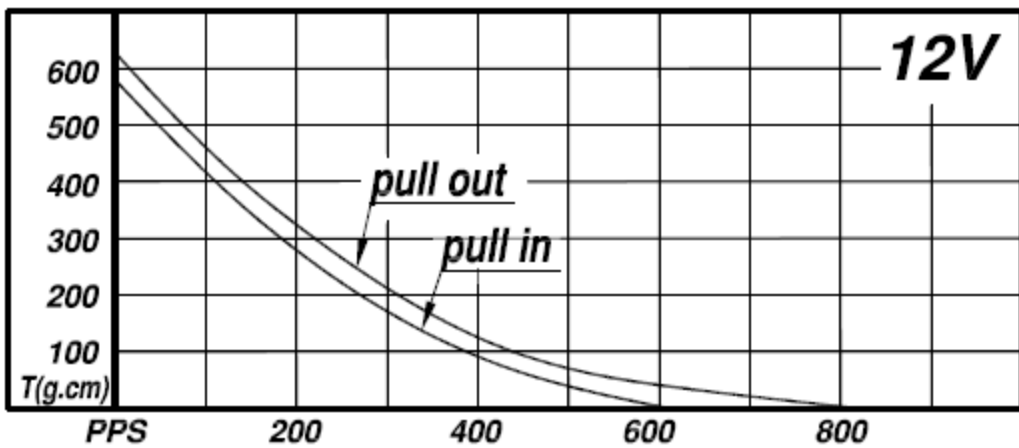
REDUCTION RATIO	L	REDUCTION RATIO	L
1/6~1/10	19.5	1/120~1/300	27.0
1/18~1/30	22.0	1/350~1/1000	29.5
1/36~1/100	24.5	1/1500~1/3000	32.0



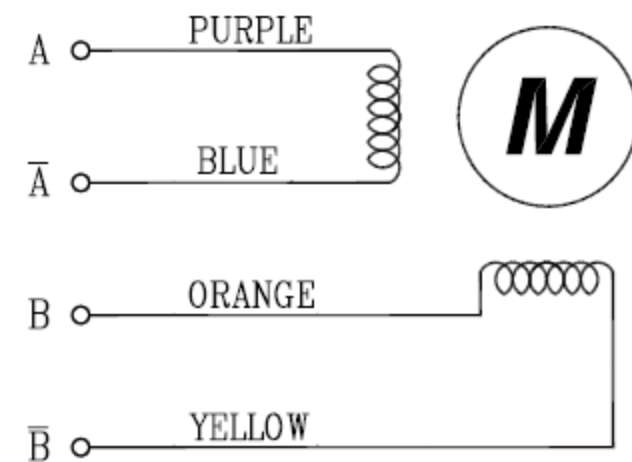
MOTOR DATA

Rated Voltage (V)	Winding Resistance (Ω)	Current Per Phase (mA)	Number of Phase	Drive System	Step Angle (DEG)	Holding Torque (g.cm)	Detent Torque (g.cm)	Max. Starting Frequency (PPS)	Max. Response Frequency (PPS)	Weight (g)
12	65	180	4	Bipolar	7.5°	580	≤ 150	600	800	76
24	120	200	4	Bipolar	7.5°	600	≤ 150	700	900	76

MOTOR CHARACTERISTICS



GEARED MOTOR WIRING DIAGRAM



	WIRE COLOR	1	2	3	4	5	6	7	8
A	PURPLE	+	-	-	+	+	-	-	+
Ā	BLUE	-	+	+	-	-	+	+	-
B	ORANGE	+	+	-	-	+	+	-	-
B̄	YELLOW	-	-	+	+	-	-	+	+