


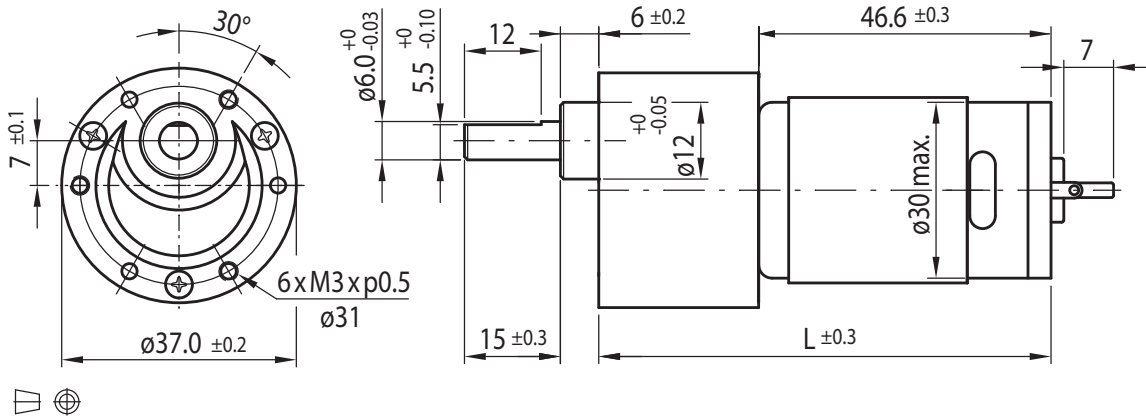
# DC Motor Spur Gearbox Type ST37-DC30.47



## Gearmotor

Gear Ratio		10	18	30	50	60	75	90	100	120	150	180	200	250	300	500	600	750	1000	1500	3000
12V	Rated Torque (Ncm)	8.9	10	20	30	30	40	40	60	60	60	60	60	60	60	60	60	60	60	60	60
	Rated Speed (min <sup>-1</sup> )	595	336	200	122	101	82	69	60	50	40	33	30	24	20	12	10	8	6	4	2
24V	Rated Torque (Ncm)	10	10	20	30	30	40	40	60	60	60	60	60	60	60	60	60	60	60	60	60
	Rated Speed (min <sup>-1</sup> )	616	350	208	126	106	85	71	62	51	41	34	31	25	21	12	10	8	6	4	2
Length L (mm)		66.1	68.6	68.6	71.1	71.1	71.1	71.1	71.1	73.6	73.6	73.6	73.6	73.6	73.6	76.1	76.1	76.1	76.1	78.6	78.6

Rel. Humidity: 20 to 85% | Ambient Temp.: -10 to +60°C | Net Weight max. 230g

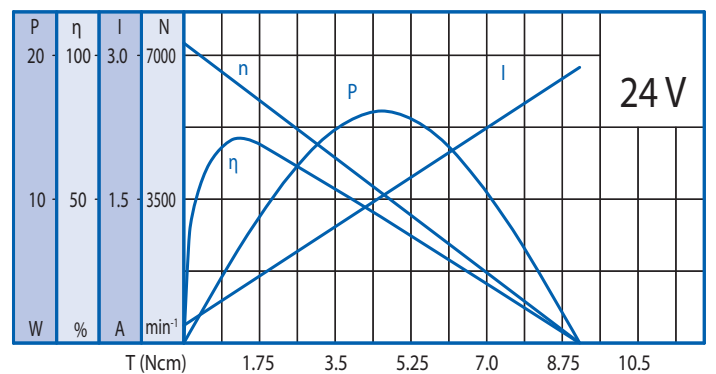
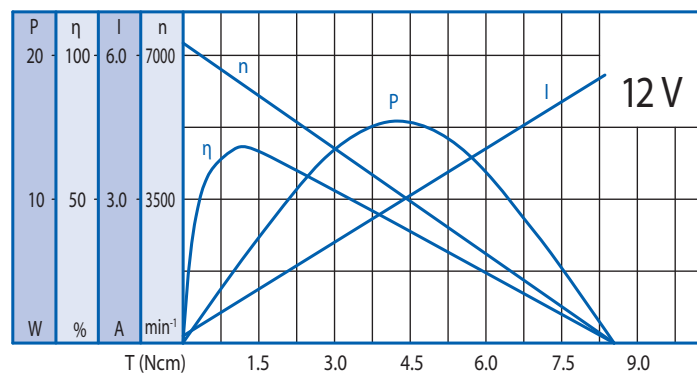


## Options

Encoder
EMC Filter
Leads
Connector
Special Shaft
Special Voltage

## Motor

Rated Voltage (V)	Rated Torque (Ncm)	Rated Speed (min <sup>-1</sup> )	Rated Current (mA)	No Load Speed (min <sup>-1</sup> )	No Load Current (mA)	Rated Power (W)
12	1.1	5950	≤900	7300	≤150	7
24	1.3	6160	≤500	7300	≤80	8.5



## Gearbox

Gear Ratio	10	18	30	50	60	75	90	100	120	150	180	200	250	300	500	600	750	1000	1500	3000	
Max. Rated Torque (Ncm)	10	10	20	30	30	40	40	60	60	60	60	60	60	60	60	60	60	60	60	60	60
Max. Peak Torque (Ncm)	30	30	60	90	90	120	120	180	180	180	180	180	180	180	180	180	180	180	180	180	180

Radial Load (FR): 10N (10mm from face mounting) | Axial Load (FA): 7N